



EK-950LU

WUXGA Large Class 3LCD Laser Projector



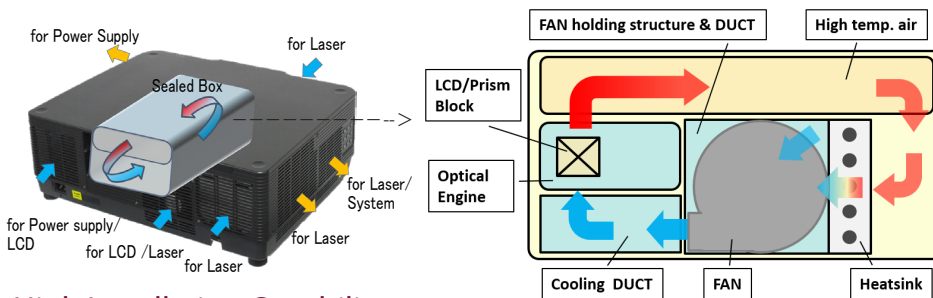
Totally NEW and Innovative LCD Laser Projector

Reduce Total Cost of Ownership

With the laser light source, optical engine is free from dust and filter-less design, no more frequent maintenance is required that makes drastic save for the maintenance cost.

Quiet Operation


It realized "filter-less and low noise cooling" with an optical engine optimized as sealed box. It's also improved cooling efficiency by the simple flow path design.




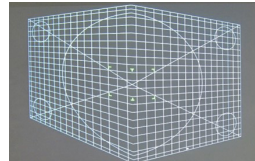
High Installation Capability

1. 4 corner correction
2. 6 corner correction
3. 360 degrees free orientation


<4-Corner>



<6-Corner>



<360 degrees free orientation>



Recommended Applications & Place of Installations



- Auditoriums
- Large Conference rooms
- Exhibitions / Events
- Museums / Galleries
- Theatres / Halls
- Houses of Worship
- Signage

9,500 Lumens*

WUXGA (1920 x 1200)

The EK-950LU, this new projector is LCD projector with laser light source in EIKI's Large Class projector product line.

The EK-950LU realise both quiet operation and high brightness by newly developed cooling system for optical engine. The cooling system that is a sealed box that protects optical engine from dusts and filter-less design, provides higher cooling performance and lower fan noise. In addition, this model offers the excellent projection image by the combination of 3LCD and Laser light source.

Moreover, it also provides high installation capability that is supported by friendly keystone adjustment enables to install at various places such as conference rooms, house of worships, museums and so on.

Key Features

- 20,000hrs Light Source Life
- 100,000:1 Contrast ratio
- Flexible installation
 - 360° free orientation
 - Portrait Projection
 - Pin/Barrel Correction
 - Lens Shift
- V: +50 ~ -10% H: +/- 20% (AH-EC21020)
- Keystone Correction
- V/H: +/- 30 degrees
- 4-Corner, 6-Corner
- 5 Option Lenses
- Sealed Optical Engine design without filters



* Center Lumens

EK-950LU

WUXGA Large Class LCD Laser Projector



Specifications


Model	EK-950LU	
Display Type	0.76" 3LCD	
Resolution	WUXGA (1920 x 1200)	
Aspect Ratio	16:10	
Brightness	9,500 lm*	
Contrast Ratio	100,000:1	
Projection Light Source	Laser	
Light Source Life	20,000 hours	
Image Diagonal	Depends on lens (See below table)	
Lens (F Value / Focal length)	Depends on lens (See below table)	
Zoom Ratio	Depends on lens (See below table)	
Throw Distance	Depends on lens (See below table)	
Throw Ratio	Depends on lens (See below table)	
Lens Shift (Motorized)	V: +50-10%, H: +/-20%	
Keystone Correction	V: +/-30 degrees, H: +/-30 degrees 4-Corner, 6-Corner	
Projection Elevation Adjustment	Up to 5 degrees	
Scanning Frequency	H Sync: 15 - 100 kHz V Sync: 48 - 85 Hz	
Dot Clock	160 MHz	
Input Signals - Computer	4K (3840 x 2160@30Hz)-VGA (640 x 480)	
Input Signals - Video	1080 i/p, 720 p, 576 i/p, 480 i/p	
Terminal	3G-SDI	BNC x 1
	HDBaseT	RJ45 x 1
	HDMI (Ver 1.4)	HDMI x 3 (IN/OUT)
	DVI-D	DVI-D x 1
	VGA	D-Sub 15 x 2 (IN/OUT)
	Audio	3.5mm mini jack x 2 (IN/OUT)
	USB	USB Type A x 1
	USB	USB Type B x 1 (for Service)
	LAN	RJ45 x 1
	RS-232C	D-sub 9 x 1
	Remote Control	3.5mm Mini Jack x 2 (IN / OUT)
Fan Noise (Eco / Normal)	27 dB / 34 dB	32 dB / 38 dB
Dimensions (W x H x D)	600 x 218 x 503 mm	
Weight	24.0 kg (Without Lens)	
Power Requirements	AC 100 - 240 V, 50/60 Hz	
Power Consumption (Eco/Normal/Boost)	390,320W/550W/ 650W	650,450W/750W/ 850W
Thermal Dissipation	2,150 / 2,900 BTU	
Standard Accessories	AC Power Cord x 2 (U.S.A. & Euro), VGA cable x 1, Remote Control (with AA batteries x 2), Quick Start Guide, Safety Guide	

* Center Lumens

Dimensions



Terminals



Optional Lenses

Lens	AH-EC22030	AH-EC21020	AH-EC21030	AH-EC24010	AH-EC23030
Throw Ratio	0.79-1.11:1	1.3-3.02:1	1.46-2.95:1	2.99-5.93:1	4.59-7.02:1
Throw Distance (m)	0.83-12.14	1.38-32.64	1.23-31.94	3.29-63.41	5.86-76.43
Zoom Ratio	x 1.4	x 2.3	x 2.0	x 2.0	x 1.52
Zoom / Focus Adjustment	Motorized	Motorized	Manual	Motorized	Manual
Screen Size	50"-500"	50"-500"	40"-500"	50"-500"	60"-500"
Lens Spec.	F=2.0 - 2.5 f=13.3 - 18.6mm	F=1.7 - 2.0 f=21.8 - 49.8mm	F=1.7 - 2.37 f=24.4 - 48.6mm	F=2.2 - 2.6 f=49.7 - 99.8mm	F=2.2 - 2.7 f=76.6 - 116.5mm

EIKI JAPAN CO.,LTD.

162-1-202 4-chome Higashisonodacho Amagasaki Hyogo, Japan
Tel: +81-06-6499-8865

Specifications subject to change without notice.
All other trademarks are the property of their respective trademark owners.
©2023 EIKI Japan Co., Ltd.